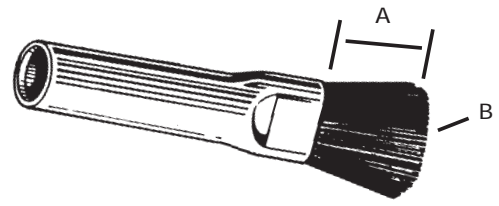
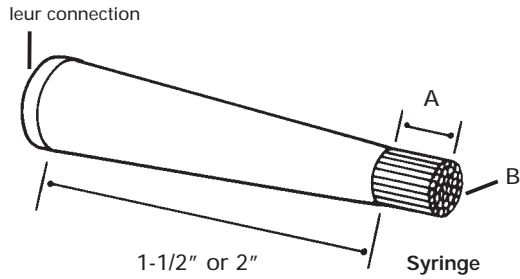
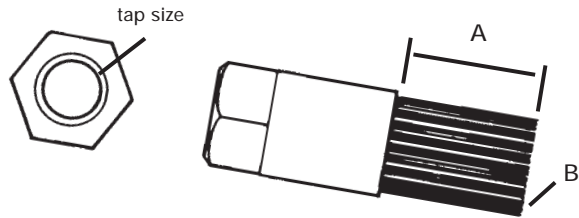


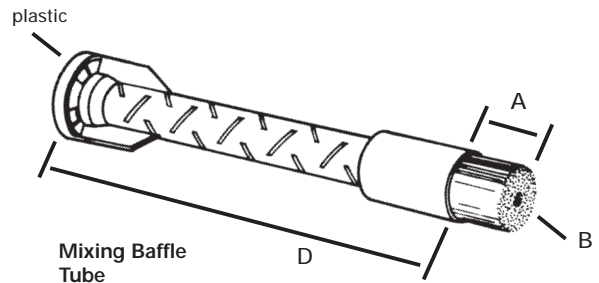
DESIGN SHEET: FLOW-THRU BRUSHES



**Stamped
Metal Tube**



Metal Hex



**Mixing Baffle
Tube**

Fill Material

- A. Fill Trim Length _____
- B. Fill Material Type _____
- Fill Diameter _____
- Fill Color _____
- Fill Style :
 Crimped or Level (straight)
- C. Quantity _____

Brush Type

Syringe

- Syringe Length: 1-1/2" 2"
- Syringe Material: Plastic Metal
- Syringe Needle:
 Plastic Housing Metal Housing
- Syringe Needle Gauge _____

Metal Hex

- Hub Material: Aluminium Steel
 Brass
- Threads: Male Female
- Tap Size _____
- Hex Size: _____
- Orifice Size (ID) _____
- Other Special Dimension _____

Stamped Metal

- Tube Material: Aluminium Steel
 Stainless Steel

- Tube Length _____
- Tube Diameter:
(OD) _____

Mixing Tube

- D. Mixing Tube Length _____



Gordon Brush Mfg. Co., Inc.
THE BRUSH SOURCE

6247 Randolph Street
Commerce, CA 90040-3514

CALL
(800) 933-0933

phone : (323) 724-7777
fax : (323) 724-1111
e-mail : tr@gordonbrush.com
web : www.gordonbrush.com

NAME _____ COMPANY _____ PHONE _____