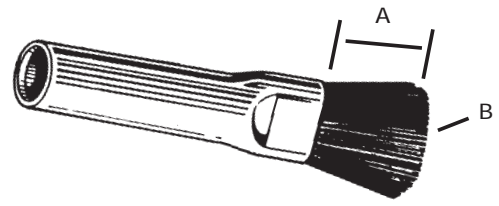
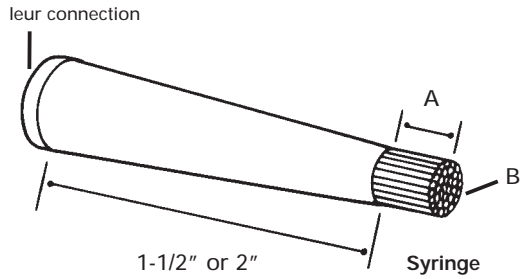
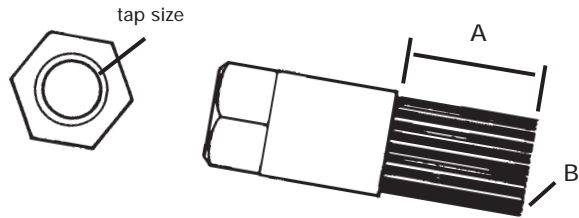


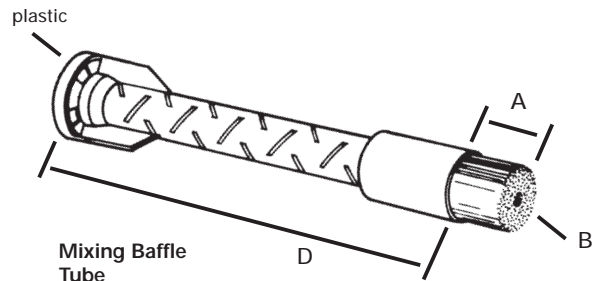
**DESIGN SHEET: FLOW-THRU BRUSHES**



**Stamped  
Metal Tube**



**Metal Hex**



**Mixing Baffle  
Tube**

**Fill Material**

- A. Fill Trim Length \_\_\_\_\_  
 B. Fill Material Type \_\_\_\_\_  
 Fill Diameter \_\_\_\_\_  
 Fill Color \_\_\_\_\_  
 Fill Style :  
 Crimped or  Level (straight)  
 C. Quantity \_\_\_\_\_

**Brush Type**

Syringe

- Syringe Length:  1-1/2"  2"  
 Syringe Material:  Plastic  Metal  
 Syringe Needle:  
 Plastic Housing  Metal Housing  
 Syringe Needle Gauge \_\_\_\_\_

Metal Hex

- Hub Material:  Aluminium  Steel  
 Brass  
 Threads:  Male  Female  
 Tap Size \_\_\_\_\_  
 Hex Size: \_\_\_\_\_  
 Orifice Size (ID) \_\_\_\_\_  
 Other Special Dimension \_\_\_\_\_

Stamped Metal

- Tube Material:  Aluminium  Steel  
 Stainless Steel

- Tube Length \_\_\_\_\_  
 Tube Diameter:  
 (OD) \_\_\_\_\_

Mixing Tube

- D. Mixing Tube Length \_\_\_\_\_



3737 Capitol Avenue  
 City of Industry, CA 90601

CALL  
 (800) 933-0933

phone : (323) 724-7777  
 fax : (323) 724-1111  
 e-mail : tr@gordonbrush.com  
 web : www.gordonbrush.com

NAME \_\_\_\_\_ COMPANY \_\_\_\_\_ PHONE \_\_\_\_\_